



Orientation Day

PING PONG BALLS

It's always difficult for 5th graders to start a new school with new friends. We are always looking for an enjoyable way to meet our new students as a teacher. Actually the functions of the first unit can help us meet and start improving students' English level.

E5.1.S2. Students will be able to exchange simple personal information.



What's your name?	What can you do?	Which classes do you like?
	Where are you from?	What's your favourite class?
How many languages do you speak?	Can you play a musical instrument?	How old are you?
	Where do you study?	

You should buy lots of ping pong balls. You need as many balls as the number of your students. Now you have to write the questions above on the balls. Each ball includes only one question. Then put all the balls in a box. Students pick a ball before entering the class. After they write their answer on the ball, they put the ball in another box. The teacher should mix the balls and bounce them to the students. The student who catches the ball should find the owner of the ball by asking questions in English.

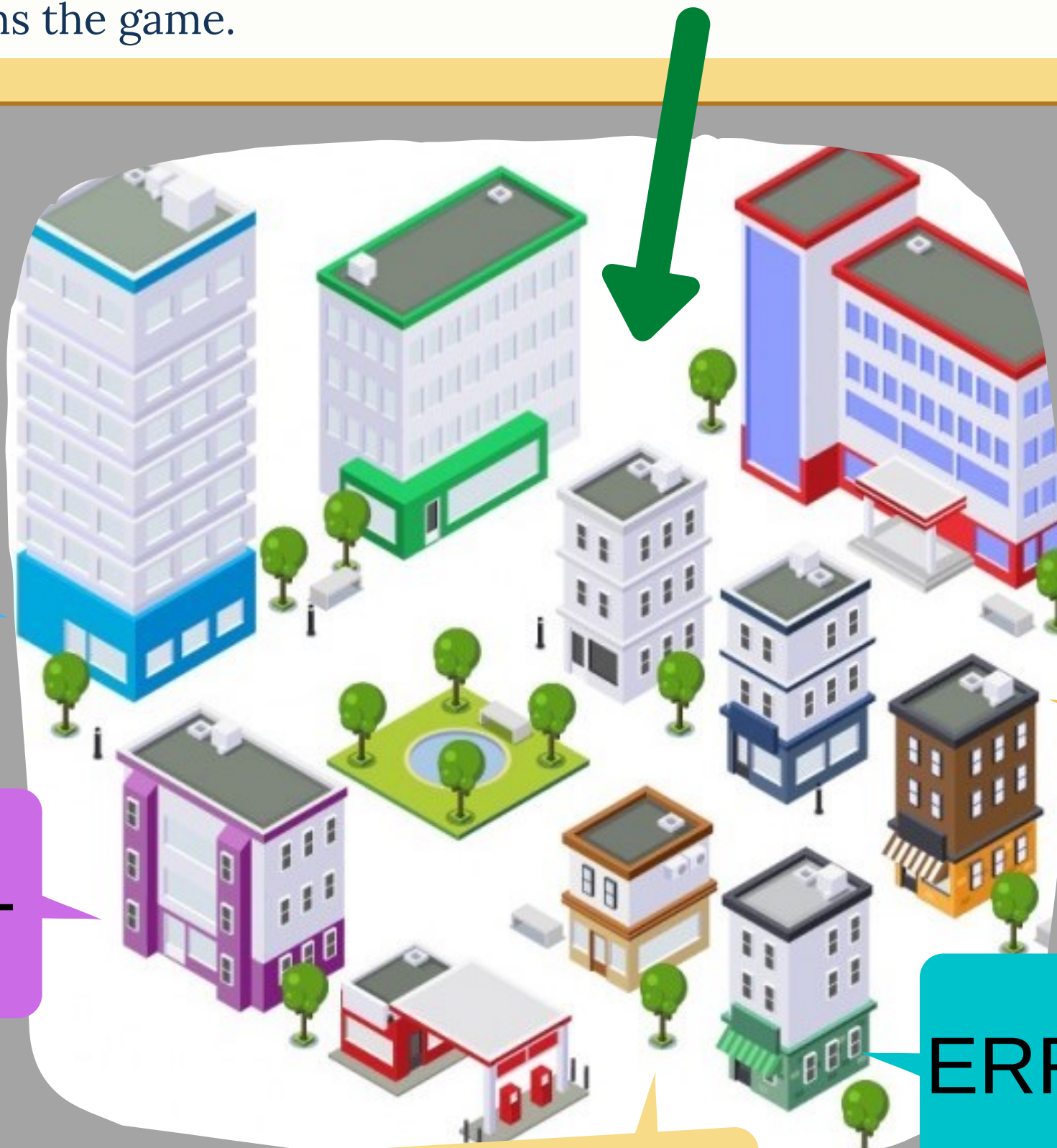


TREASURE HUNT



E5.2.S1. Students will be able to talk about the locations of things and people in simple conversations.

Firstly, the teacher should print and bring pictures of public buildings to the classroom. Then the teacher writes the unscrubbed names of the buildings under the pictures. Next, the teacher has to draw the treasure hunt map of the city and write some simple directions to show where the hidden treasure is. After that the teacher organizes the classroom putting the pictures according to the map. The teacher divides the students into small groups. Finally the teacher explains the idea of the treasure hunt game. First each group has to unscramble the buildings' names then they have to try to find the treasure according to the map. The group who finds the treasure first wins the game.



AKEBYR

OOHCSL


HRAPCYMA

EFAC

ERRCGOY

"This is Me" WALL

E5.3.S2. Students will be able to give information about likes/dislikes, abilities and hobbies of others in a simple way.



The teacher should draw this outline on the biggest and easily seen wall of the school. The teacher can get help from art teachers. The more colorful it is, the more enjoyable it can be. There should be some topics about hobbies and interests like the drawings above. Then the teacher has to want his/her students to complete the sentences with a boardmarker according to their interests. After all the students at school finish writing, the teacher will have lots of information about his/her students' interests. It will be great because the teacher can use these information to do a project among the schools . The teacher can share his/her students' interests with other schools so that he/she and his/her students can compare and contrast the information.

BOASTING BOY

E5.4.S1. Students will be able to talk about daily routines.



**I help my mum
before dinner.**


I walk to school every morning.

I do my homework after school.

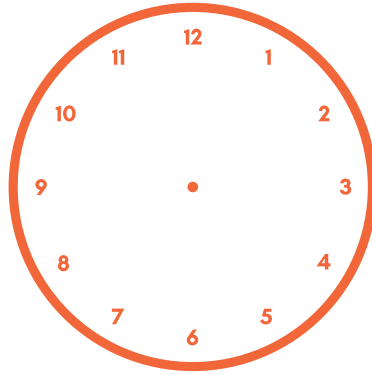
- The students should write sentences like "I get up at 5 o'clock every morning and I do sports." on a cartoon and hang it on their necks to show their friends. Students take turns boasting to show how hardworking, lucky, popular, helpful, environmentally friendly etc. they are. After all students show their sentences, students
- vote who is the best person in the class. ●

TIME TELLER'S TEST

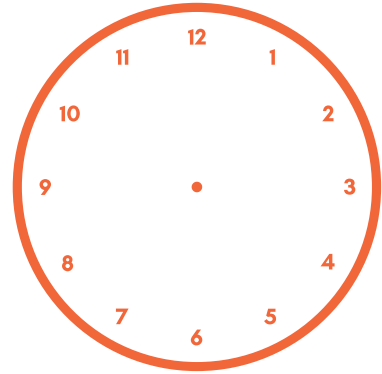
E5.4.L2. Students will be able to understand the time.



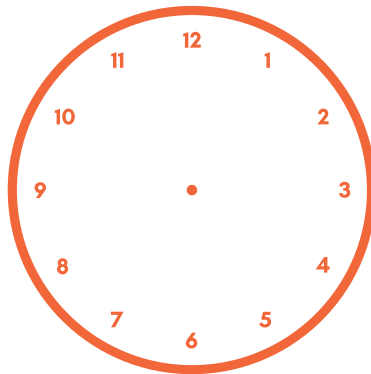
3:03 PM



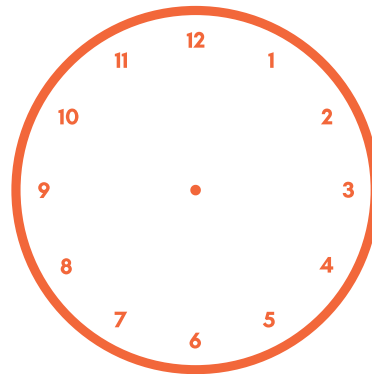
9:20 AM



6:50 AM



7:01 PM



10:10 AM

Firstly the teacher should make a time poster as above. It should be drawn on an erasable paper. Next, He/She writes different time every morning before students come to the class. Students have to draw hands on the clock based on the time indicated.

COVID-19 T-SHIRT DAY

E5.5.L1. Students will be able to identify common illnesses and understand some of the suggestions made

SUGGESTIONS FOR COVID-19

You should wash your hands **frequently**

You shouldn't **touch** your eyes, nose, and mouth

You should put space between yourself and others

You should cough or sneeze into your **bent elbow or a tissue**

If you have fever, cough, or difficulty breathing, you need a doctor.

In this unit, teachers can have their students design a T-shirt about preventing COVID-19. Students can write some advice and draw pictures on the T-Shirt. The student who makes the best T-Shirt can be given a present.

